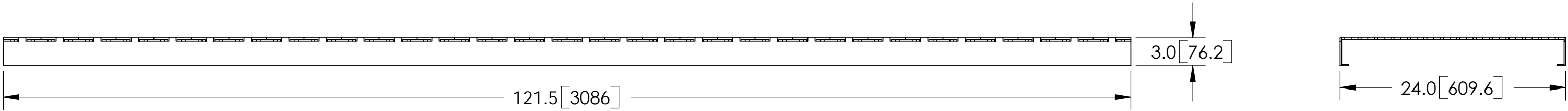
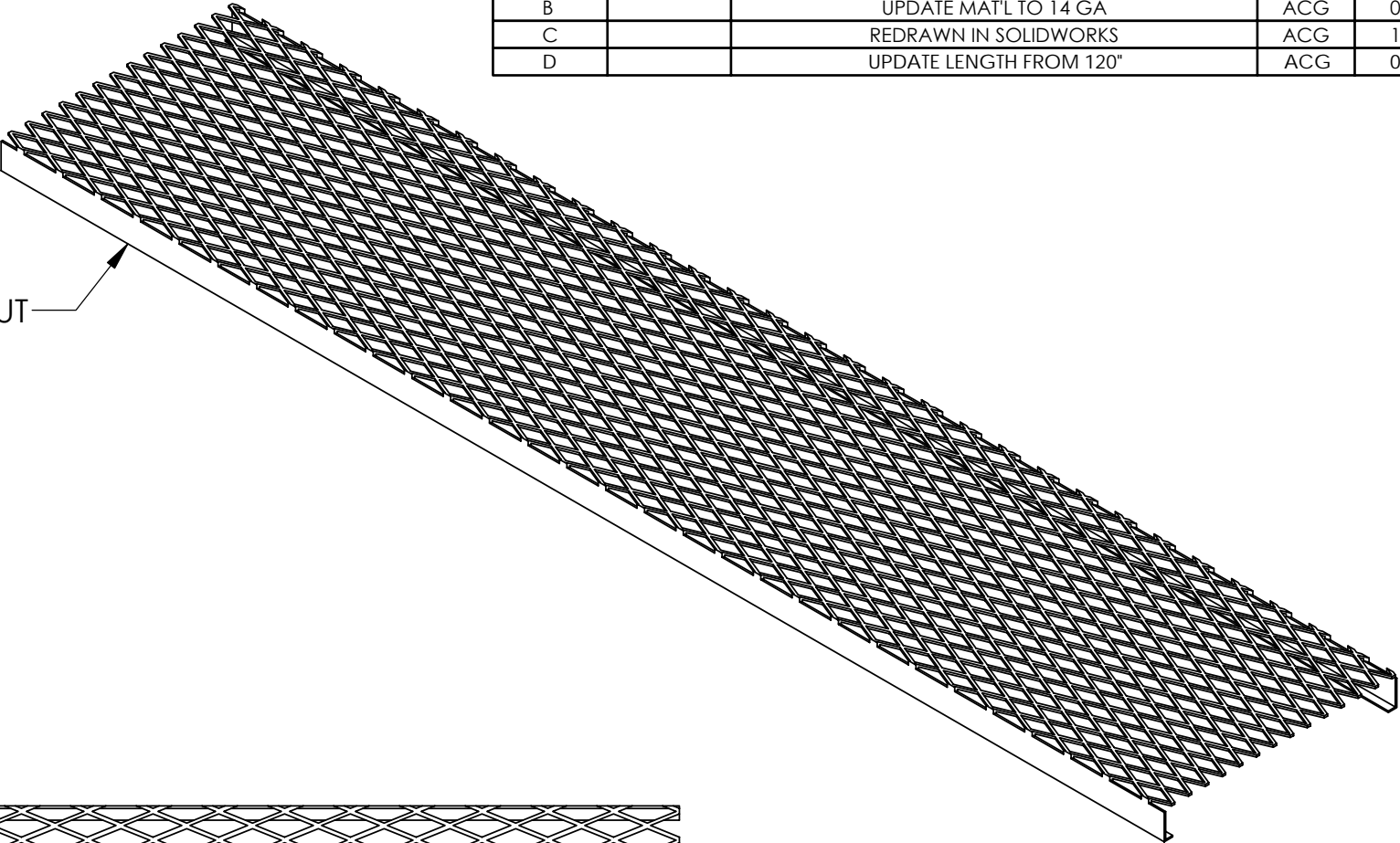



REVISIONS				
REV.	ZONE	DESCRIPTION	BY	DATE
A		INITIAL RELEASE	DMW	04/27/01
B		UPDATE MAT'L TO 14 GA	ACG	01/12/05
C		REDRAWN IN SOLIDWORKS	ACG	11/07/06
D		UPDATE LENGTH FROM 120"	ACG	05/03/23

MAT'L: GRS 14 GA GRIP STRUT



NOTES:  
1. ALL METRIC DIMENSIONS ARE IN BRACKETS.

These drawings and specifications are proprietary property and may be used only for the specific purpose authorized in writing.  ALL DIMENSIONS ARE IN INCHES U.O.S. TOLERANCES UNLESS OTHERWISE SPECIFIED: .X = ± .06      ANGLES      ±2° .XX = ± .03      FRACTIONS      ±1/32 .XXX= ± .010  REMOVE BURRS AND BREAK EDGES .005  DO NOT SCALE THIS PRINT	DRAWN BY: ACG	SHEET: 1 of 1	PART NUMBER: FM-WBCY210
	CHECKED BY: TP	SCALE: NTS	DESCRIPTION: SAFETY GRATING 24" X 10'
	DATE: 07/06/05	MATERIAL: A568	DRAWING TYPE: ASSEMBLY DRAWING
	REVISION: <b>D</b>	FINISH: GALV A123 WEIGHT: 80.38 LBS	